












Construction Access
Western Tributary, Victoria
Stream and Well Stream

Legend

-  Temporary Access Routes
-  Site Compound Locations
-  Channel Realignment
-  Culvert
-  Embankment
-  Precast RC U-Channel
-  Wall
-  Wall Repairs
-  Retained Floodplain
-  Storage with Regrading
-  Existing Watercourse

